

**POWER FOR THE WAVES THE PURE MARINE CERTIFIED PRODUCT**

**1500W**  
D-CLASS  
MAX POWER

# HCP 5MD

MARINE 5 CHANNEL AMPLIFIER



Optional HRC (Hertz Remote Control) for HCP 5 MD / HCP 5MD 24v

## POWER SUPPLY

Power supply voltage / fuse:	11 ÷ 15 VDC / 2 x 25 A
Idling current (power ON/OFF):	2 A / 0.04 mA
Consumption @ 1 Ω, 14.4 VDC (Max Musical Power):	30 A
Remote In:	7 ÷ 15 VDC - 1 mA
ART:	Automatic Remote Turn-On/Off with Speaker-In

## AMPLIFIER STAGE

Distorsion - THD (100 Hz @ 4Ω):	0.02 %
Bandwidth:	10 ÷ 50k Hz
Bandwidth:	10 ÷ 500 Hz
S/N Ratio (A weighted @ 1 V):	100 dB
Damping factor (100 Hz @ 4 Ω) FRONT/REAR:	100
Damping factor (100 Hz @ 4 Ω) SUB:	250
Pre-In sensitivity:	0.2 ÷ 5 VRMS
Speaker-In sensitivity:	0.8 ÷ 20 VRMS
Load impedance (MIN) @ 5 Ch:	2Ω
@ 3 Ch:	4 Ω + 4 Ω + 2 Ω

### OUTPUT POWER (RMS) @ 14.4 VDC, THD 1%:

5 Ch	55 W x 4 + 160 W x 1 (4 Ω)
5 Ch	90 W x 4 + 280 W x 1 (2 Ω)
3 Ch	180 W x 2 (4 Ω) + 160 W x 1 (4 Ω)
3 Ch	180 W x 2 (4 Ω) + 280 W x 1 (2 Ω)

### OUTPUT POWER (RMS) @ 14.4 VDC, THD 10%:

5 Ch	65 W x 4 + 200 W x 1 (4 Ω)
5 Ch	105 W x 4 + 330 W x 1 (2 Ω)
3 Ch	210 W x 2 (4 Ω) + 200 W x 1 (4 Ω)
3 Ch	210 W x 2 (4 Ω) + 330 W x 1 (2 Ω)

### CEA 2006-A RATINGS

RMS Power (4 Ω, ± 1% THD+N, 14.4 V):	50 W x 4 Ch + 150 W x 1 Ch
S/N Ratio (ref. 1 W output):	(50 W Ch) 83 dBA (150 W Ch) 85 dBA



1. Engineered and tested for the real environment of application (UV, salt-fog, vibrations, high/low temperature, thermal shock, dust).
2. Compact design built from extruded aluminum heatsink with the top side ensuring effective transfer of the heat.
3. Power supply featuring multiple winding transformer, Low-ESR 105°C capacitors, D-Class 2 Ω stable output stage.
4. Versatile front and rear filters, providing the ability to build Hi-Pass front + rear or multichannel woofer + tweeter systems, both including sub.
5. 24 dB continuous adjustable (50 to 500 Hz) Lo-Pass subwoofer filter.
6. SUBSONIC filter (24 dB - 25 Hz), removes very low subsonic frequencies from music signal to avoid damages to the subwoofer.
7. 5 ch/3 ch operation mode (selectable), to create a five-channel system (with sub), or a powerful sub + front three-channel system.
8. Bass Boost adjustable via selector, for more punch from speakers.
9. Special balanced input circuitry to reject electro-magnetic disturbances.
10. Hi-Level and lo-level inputs compatible with any source.
11. Short-circuit and thermal protections with auto resetting.
12. Optional Remote Volume Control (HRC), providing the ability to adjust subwoofer volume level from the dashboard.

<b>HI POWER</b> 2 OHM STABLE	PCB PROTECTION	WATER JET	SALT FOG
	<b>CORROSION</b>		

## INPUTS / OUTPUTS / FILTER

<b>Inputs:</b>	PRE IN / SPEAKER IN
<b>FRONT Ch. filters FULL:</b>	Yes
<b>Hi-Pass:</b>	50 ÷ 5k Hz @ 12 dB/Oct.
<b>REAR Ch. filters FULL:</b>	Yes
<b>Hi-Pass:</b>	50 ÷ 5k Hz @ 12 dB/Oct.
<b>Band-Pass:</b>	50 ÷ 500 Hz (Hi) @ 12 dB/Oct. 50 ÷ 5 kHz (Lo) @ 12 dB/Oct.
<b>SUB Ch. filter LO-PASS:</b>	50 ÷ 500 Hz @ 24 dB/Oct.
<b>SUBSONIC (on/off):</b>	25 Hz @ 24 dB/Oct.
<b>BOOST 50 Hz (adjust):</b>	(0 ÷ +12) dB
<b>Remote Volume Control:</b>	(-50 ÷ 6) dB

## SIZE / WEIGHT

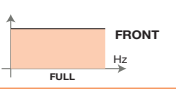
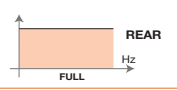
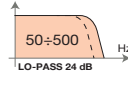
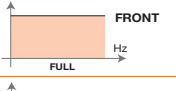
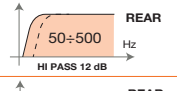
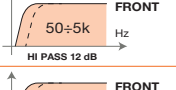
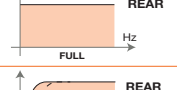
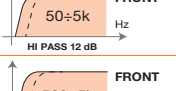
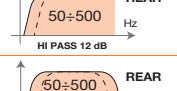
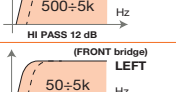
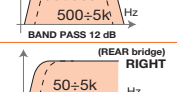
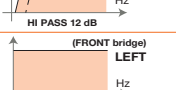
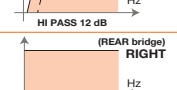
<b>Max size (mm/in):</b>	345 x 190 x 50 / 13.58 x 7.48 x 1.97
<b>Weight (kg/lb):</b>	2,61 / 5.75

# HCP 5MD

MARINE 5 CHANNEL AMPLIFIER

1500 W max

## CONFIGURATIONS

Speaker Output			
MODE 5 Ch			
5 Ch			
5 Ch			
5 Ch			
5 Ch			
3 Ch			
3 Ch	