

POWER FOR THE WAVES
THE PURE MARINE CERTIFIED PRODUCT

200W
POWER HANDLING

HMX 8
MARINE COAX
HMX 8-C
MARINE COAX BLACK



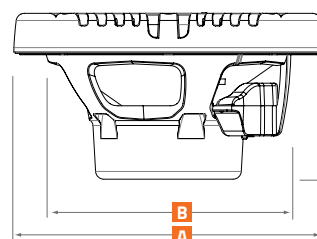
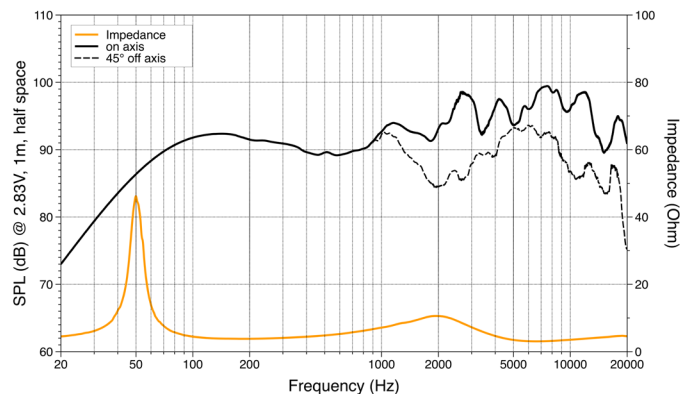
TECHNICAL SPECIFICATIONS

Component	Two way coaxial	
Size		
Woofer	mm (in.)	200 (8)
Tweeter diaphragm	mm (in.)	36 (1.4)
Voice Coil Ø		
Woofer	mm (in.)	32 (1.26)
Tweeter	mm (in.)	20 (0.8)
Power Handling	W peak	200
	W continuous	100
Impedance	Ω	4
Frequency Response	Hz	45 ÷ 25k
Woofer Magnet size D x d x h	mm (in.)	90 x 40 x 20 (3.54 x 1.57 x 0.79)
Tweeter Magnet size D x h	mm (in.)	19,7 x 3 (0.78 x 0.12)
Weight of one speaker	kg (lb.)	1,66 (3.66)
Woofer Magnet	High density flux ferrite	
Tweeter Magnet	Neodymium	
Cone	Polypropylene with UV inhibitors	
Dome	PEI	
Xmech	mm (in.)	±8,5 (0.33)

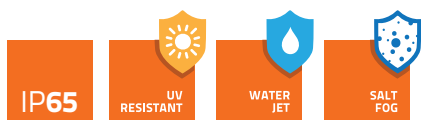
ELECTRO-ACOUSTIC PARAMETERS

D	mm	174
Xmax	mm	4,5
Re	Ω	3,1
Fs	Hz	50
Le	mH	0,52
Vas	l	29,46
Mms	g	27,3
Cms	mm/N	0,37
BL	T·m	6,6
Qts		0,58
Qes		0,61
Qms		11
Spl	dB	91

1. Hertz **Pure Marine Certified Product** stamp featuring the IP65 protection grade, ASTM-D4329 standards for UV resistance and ASTM-B117 for salt fog operability.
2. 1.4" Neodymium magnet tweeter featuring a PEI material dome combined with faceplate and acoustic lens optimized for best off-axis dispersion and highest SPL.
3. Sound-transparent stainless steel tweeter mesh grille providing efficient high-frequency transfer, attractive look and a rock-solid protection.
4. Long-throw 32 mm (1.26") voice coil woofer fine-tuned for infinite baffle application featuring polypropylene cone injected with UV inhibitors and co-molded Santoprene surround.
5. Aramid fiber spider with silicone-insulated lead wires ensuring durability and constant performance over time.
6. FEM optimized high-excursion mobile equipment driven by a massive magnetic group encapsulated into a marine-grade polymer injected basket.
7. Sealed built-in crossover with resettable solid-state tweeter protection circuit.
8. Gold-plated corrosion resistant terminals.



A	255 mm	8.86 in.
B	180 mm	7.09 in.
C	123 mm	4.84 in.
D	91 mm	3.58 in.
F	32 mm	1.26 in.



From R&D to final product
KLIPPEL
since 2005

